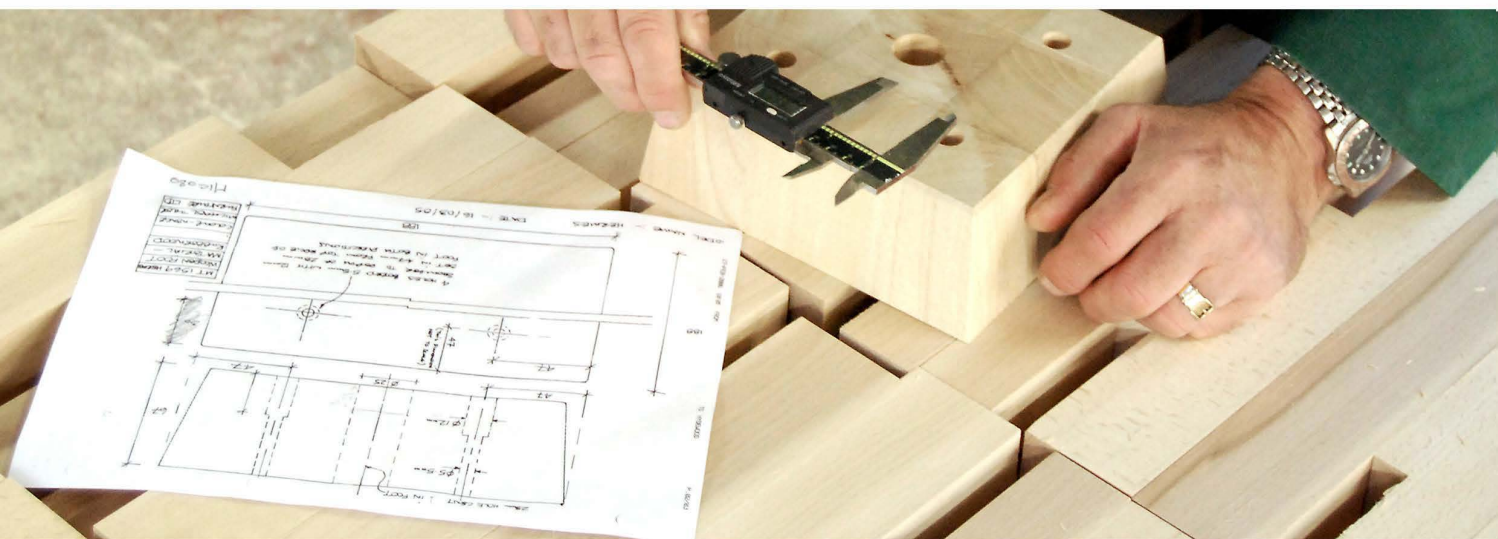




# Visionglobal Furniture HYDEWOOD

TURNING YOUR DESIGNS INTO REALITY...





# WELCOME TO HYDEWOOD

Established in 1986, Hydewood is a leading manufacturer of wooden furniture components. We have developed many unique products for ease of assembly in the upholstery and furniture industries.

Hydewood can assist you with all your requirements from Queen Anne legs, bunfeet, sofa and chair legs, table legs and stools.

Experienced professionals are always on hand to discuss not only the manufacturing process and selection of timber but also the spraying, finishing, packing and delivering to your factory. Attention to detail together with a highly skilled workforce make up the core of Hydewood and we are proud to offer you our products.






# DESIGN AND MANUFACTURE

Hydewood has a continuous research and development programme. We specialise in the manufacture of products to customers own specifications.

Although our catalogue and website illustrate the majority of current lines, this is by no means the extent of all our designs and we welcome enquiries from customers with special requirements and specifications.

We are the best people to show you how to turn your designs into reality.






## MANUFACTURE

Hydewood has an extensive range of machinery so that we are able to manufacture products in the most economic and cost effective ways whether it is 4 legs or 4,000.



## CARVING

Carving can be added to any of the Queen Anne legs from our standard range. Alternatively we would be pleased to quote for your own carving design.





## ALTERATIONS

In certain cases it is possible to make adjustments to stock legs if you wish to achieve a certain height or design. Please contact us for details.



## FINISHING

Our standard range of finishes (Mahogany, Dark Mahogany, Dark Oak, Old Oak, Light Oak, Cream, White and Black) can be applied to any of the components in our range. Colour matching is available to customers own requirements at an additional cost.





# QUEEN ANNE LEGS

Hydewood manufacture one of the most comprehensive ranges of Queen Anne (cabriole) legs in the furniture industry, using modern manufacturing techniques and prime quality timber. Our large batch production allow us to purchase timber at the most competitive prices and manufacture in the most efficient way.

Our range of Queen Anne legs are available with a selection of optional extras. All of Hydewood's products can be finished in a range of colours.

 <p>Queen Anne Leg <b>Q6S</b> Height: 150mm</p>	 <p>Queen Anne Leg <b>Q9S</b> Height: 230mm</p>	 <p>Queen Anne Leg <b>Q15S</b> Height: 380mm</p>	 <p>Queen Anne Leg <b>Q18S</b> Height: 460mm</p>
 <p>Queen Anne Leg <b>Q22S</b> Height: 560mm</p>	 <p>Queen Anne Leg <b>Q4</b> Height: 100mm</p>	 <p>Queen Anne Leg <b>Q6</b> Height: 150mm</p>	 <p>Queen Anne Leg <b>Q8</b> Height: 200mm</p>
 <p>Queen Anne Leg <b>Q9</b> Height: 230mm</p>	 <p>Queen Anne Leg <b>Q10</b> Height: 255mm</p>	 <p>Queen Anne Leg <b>Q12</b> Height: 305mm</p>	<p><b>OPTIONAL EXTRAS</b></p>  <ul style="list-style-type: none"> <li>Scratch Shell Carving</li> <li>Full Leaf Carving</li> <li>Shell Carving</li> <li>Leg Glides</li> <li>Top Dowel Screw</li> <li>Bored for Dowel</li> <li>Bored Wings</li> <li>Side Dowel Screw</li> </ul>



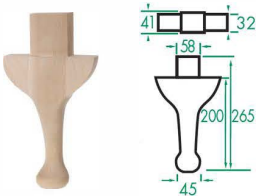

# QUEEN ANNE LEGS WITH TOP SQUARE

A range of optional extras and finishes are available with our Queen Anne Legs.

 <p>Queen Anne Leg with Top Square <b>QT8</b> Height: <b>200mm</b></p>	 <p>Queen Anne Leg with Top Square <b>QT9</b> Height: <b>230mm</b></p>	 <p>Queen Anne Leg with Top Square <b>QT10</b> Height: <b>255mm</b></p>	 <p>Queen Anne Leg with Top Square <b>QT11</b> Height: <b>280mm</b></p>
 <p>Queen Anne Leg with Top Square <b>QT12</b> Height: <b>305mm</b></p>	 <p>Queen Anne Leg with Top Square <b>QT15</b> Height: <b>380mm</b></p>	 <p>Queen Anne Leg with Top Square <b>QT24L</b> Height: <b>610mm</b></p>	 <p><b>OPTIONAL EXTRAS</b></p> <ul style="list-style-type: none"> <li>Scratch Shell Carving</li> <li>Full Leaf Carving</li> <li>Shell Carving</li> <li>Leg Glides</li> <li>Top Dowel Screw</li> <li>Bored for Dowel</li> <li>Bored Wings</li> <li>Side Dowel Screw</li> </ul>

# QUEEN ANNE CENTRE LEGS

Queen Anne centre legs can be finished in a range of colours and a range of optional extras can be added.

 <p>Queen Anne Centre Leg with Top Square <b>FT8</b> Height: <b>200mm</b></p>	 <p>Queen Anne Centre Leg with Top Square <b>FT9</b> Height: <b>230mm</b></p>	 <p><b>OPTIONAL EXTRAS</b></p> <ul style="list-style-type: none"> <li>Scratch Shell Carving</li> <li>Full Leaf Carving</li> <li>Shell Carving</li> <li>Leg Glides</li> <li>Top Dowel Screw</li> <li>Bored for Dowel</li> <li>Bored Wings</li> <li>Side Dowel Screw</li> </ul>
--	--	---




# GEORGIAN LEGS


There is a large range of optional extras available with Georgian Legs, and as with all Hydewood's products a range of finishes are available.

 <p><b>Georgian Leg G6</b> Height: <b>180mm</b></p>	 <p><b>Georgian Leg G15</b> Height: <b>380mm</b></p>	 <p><b>Georgian Leg GT18</b> Height: <b>445mm</b></p>	 <p><b>Georgian Leg GT29</b> Height: <b>725mm</b></p>
--	---	---	--

**OPTIONAL EXTRAS**



Small Legs Plate



Large Legs Plate







# BACK LEGS

Our standard range of finishes can be used with our back legs.


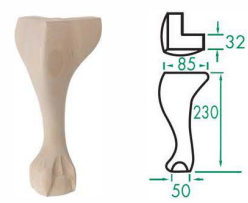
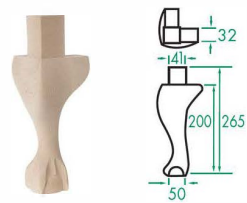
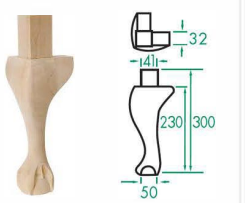
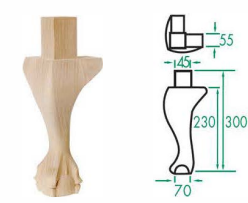
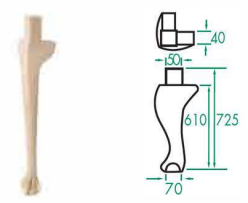
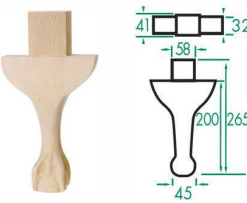
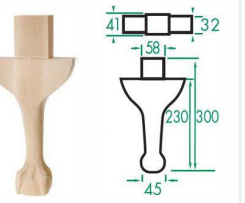
Alterations: In certain cases it is possible to make adjustments to stock legs if you wish to achieve a certain height or design. Please contact us for more details.

  <p>Back Leg <b>QB8</b> Height: 200mm</p>	  <p>Back Leg with Top Square <b>QBT8</b> Height: 200mm</p>	<p>OPTIONAL EXTRAS</p>  <p>Leg Glides</p>  <p>Top Dowel Screw</p>  <p>Tee Nuts</p>
--	---	--



# CLAW AND BALL LEGS

Claw and Ball legs can be used in conjunction with a large range of optional extras, and finished in a variety of colours.

 <p>Claw and Ball Leg <b>C8</b> Height: 200mm</p>	 <p>Claw and Ball Leg <b>C9</b> Height: 230mm</p>	 <p>Claw and Ball Leg with Top Square <b>C8T</b> Height: 200mm</p>	 <p>Claw and Ball Leg with Top Square <b>C9T</b> Height: 230mm</p>
 <p>Claw and Ball Leg with Top Square <b>C9TL</b> Height: 230mm</p>	 <p>Claw and Ball Leg with Top Square <b>C24TL</b> Height: 610mm</p>	 <p>Claw and Ball Leg with Top Square <b>FTC8</b> Height: 200mm</p>	 <p>Claw and Ball Leg with Top Square <b>FTC9</b> Height: 230mm</p>





# SOFA AND STOOL LEGS

Sofa and Stool Legs can be finished in a range of colours, or colour matching is available at an additional cost. Alterations: In certain cases it is possible to make adjustments to stock legs if you require to achieve a certain height or design. We hold a large range of different cutters and jigs in the factory to make different sofa and stool legs. Please contact us for more details.

 <p>Sofa and Stool Leg <b>T24855</b> Height: 250mm Square: 55mm</p>	 <p>Sofa and Stool Leg <b>T21065</b> Height: 200mm Diameter: 65mm</p>	 <p>Sofa and Stool Leg <b>T25565</b> Height: 255mm Diameter: 65mm</p>	 <p>Sofa and Stool Leg <b>T35670</b> Height: 356mm Square: 70mm</p>
 <p>Reeded Sofa and Stool Leg <b>R24855</b> Height: 560mm Square: 55mm</p>	 <p>Reeded Sofa and Stool Leg <b>R21065</b> Height: 210mm Diameter: 65mm</p>	 <p>Reeded Sofa and Stool Leg <b>R25565</b> Height: 255mm Diameter: 65mm</p>	 <p>Reeded Sofa and Stool Leg <b>R35670</b> Height: 356mm Square: 70mm</p>
 <p>Sofa Leg <b>T90100</b> Height: 125mm Diameter: 90mm</p>	 <p>Reeded Sofa Leg <b>R90100</b> Height: 125mm Diameter: 90mm</p>	 <p>Sofa and Stool Leg <b>T90130</b> Height: 130mm Diameter: 90mm</p>	 <p>Sofa and Stool Leg <b>T95110</b> Height: 110mm Diameter: 95mm</p>



# TABLE LEGS

- Table legs are available in our standard range of finishes, or sanded ready for finishing.
- Alterations: In certain cases it is possible to make adjustments to stock legs to achieve a certain height or design. Please contact us for more details.












 <p><b>Table Leg T75045</b> Height: 750mm</p>	 <p><b>Table Leg T75060</b> Height: 750mm</p>	 <p><b>Table Leg T75090</b> Height: 750mm</p>	 <p><b>Table Leg T46045</b> Height: 460mm</p>
 <p><b>Reeded Table Leg R75045</b> Height: 750mm</p>	 <p><b>Table Leg R75060</b> Height: 750mm</p>	 <p><b>Reeded Table Leg R75090</b> Height: 750mm</p>	 <p><b>Reeded Table Leg R46045</b> Height: 460mm</p>





# STOOLS

All stools are supplied for self assembly and packed in individual boxes for easy storage. Stools can be finished in a variety of colours.







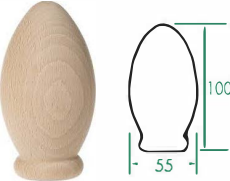
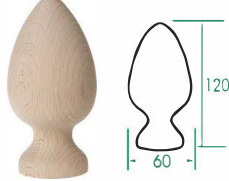

 <p><b>Queen Anne Stool</b> Height: 180mm Width: 300mm Length: 460mm</p>	 <p><b>Queen Anne Stool</b> Height: 380mm Width: 300mm Length: 460mm</p>	 <p><b>Turned Stool</b> Height: 380mm Width: 300mm Length: 460mm</p>	 <p><b>Queen Anne Stool</b> Height: 150mm Width: 150mm Length: 150mm</p>
 <p><b>Linea Stool</b> Height: 450mm Width: 350mm Length: 505mm</p>	 <p><b>Piano Stool</b> Height: 540mm Width: 335mm Length: 500mm</p>	 <p><b>Georgian Stool</b> Height: 445mm Width: 335mm Length: 500mm</p>	 <p><b>Louie Stool</b> Height: 450mm Width: 335mm Length: 500mm</p>
 <p><b>Reeded Stool</b> Height: 460mm Width: 335mm Length: 500mm</p>	 <p><b>Spade Toe Stool</b> Height: 450mm Width: 335mm Length: 500mm</p>	 <p><b>Square Tapered Stool</b> Height: 450mm Width: 335mm Length: 500mm</p>	



# BUNFEET AND KNOWLE FINIALS

When furniture has to look its best you can depend upon our quality bunfeet to provide that unique finishing touch. Fitting dowel screws, castors and recessing can all be arranged, even finishing in your own colour.

Knowle Finials can be finished in any of our standard colours, or colour matching is available at an additional cost.

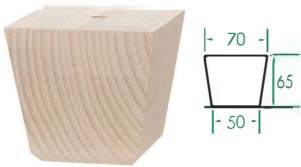

 <p>Bunfoot <b>B9044</b> Height: 44mm Diameter: 90mm</p>	 <p>Bunfoot <b>B12044</b> Height: 44mm Diameter: 120mm</p>	 <p>Bunfoot <b>B15044</b> Height: 44mm Diameter: 150mm</p>	 <p>Bunfoot <b>B8065</b> Height: 65mm Diameter: 80mm</p>
 <p>Bunfoot <b>B9075</b> Height: 75mm Diameter: 90mm</p>	 <p>Bunfoot Recessed <b>B9044R</b> Height: 44mm Diameter: 90mm Inner diameter: 40mm Inner depth: 30mm</p>	 <p>Bunfoot Recessed <b>B12044R</b> Height: 44mm Diameter: 120mm Inner diameter: 90mm Inner depth: 30mm</p>	 <p>Bunfoot Recessed <b>B15044R</b> Height: 44mm Diameter: 150mm Inner diameter: 90mm Inner depth: 30mm</p>
 <p>Knowle Final <b>K55100</b> Height: 100mm Diameter: 55mm</p>	 <p>Knowle Final <b>K60120</b> Height: 120mm Diameter: 60mm</p>	<p>OPTIONAL EXTRAS</p>  <p>Tee Nuts Top Dowel Screw</p>	



# TAPERED LEGS

Tapered legs, like all our products, can be finished in a range of colours.

Alterations: in certain cases it is possible to make adjustments to stock legs if you wish to achieve a certain height or design. We hold a large range of cutters and jigs in the factory to make different designs. Please contact us for more details.

 <p><b>Square Tapered Leg S6568</b> Height: 65mm</p>	 <p><b>Square Tapered Leg S100120</b> Height: 100mm</p>	 <p><b>Square Tapered Leg S31054</b> Height: 310mm</p>	 <p><b>Turned Tapered Leg T23060</b> Height: 230mm Diameter: 60mm</p>
---	--	--	--

**OPTIONAL EXTRAS**



















Leg Glides

Top Dowel Screw

Tee Nuts



# OPTIONAL EXTRAS

 <p><b>Leg Glides</b> Leg glides can be fitted to any of the Queen Anne Legs in our range and to a large number of sofa and stool legs.</p>	 <p><b>Bored Wings</b> Bored wings can be added to any of the Queen Anne Legs without top squares. These are bored and countersunk for a number 8 screw.</p>	 <p><b>Bored for Dowel</b> Can be bored on any of the Queen Anne legs without top square for a 10mm wooden dowel positioned 10mm from each side.</p>	 <p><b>Top Dowel Screw</b> Dowel screws can be added to any of the Queen Anne legs without top squares. They can be fitted on the top, they can also fitted to the side of the leg if used in conjunction with the leg plates. 5/16" Whitworth is fitted as standard, metric can be supplied if requested.</p>
 <p><b>Side Dowel Screw</b> Dowel screws can be added to any of the Queen Anne legs without top squares. They can be fitted on the top, they can also fitted to the side of the leg if used in conjunction with the leg plates. 5/16" Whitworth is fitted as standard, metric can be supplied if requested.</p>	 <p><b>Small Leg Plate</b> Leg plates can be used with Georgian legs and with some sofa and stool legs.</p>	 <p><b>Large Leg Plate</b> Leg plates can be used with Georgian legs and with some sofa and stool legs.</p>	 <p><b>Tee Nuts</b> Tee nuts can be supplied to match dowel screws on legs.</p>
 <p><b>Full Leaf Carving</b> Carving can be added to any of the Queen Anne Legs from our standard range below. Alternatively we would be pleased to quote for your own carving design.</p>	 <p><b>Scratch Shell Carving</b> Carving can be added to any of the Queen Anne Legs from our standard range below. Alternatively we would be pleased to quote for your own carving design.</p>	 <p><b>Shell Carving</b> Carving can be added to any of the Queen Anne Legs from our standard range below. Alternatively we would be pleased to quote for your own carving design.</p>	 <p><b>Wheel Castor</b> Castors can be supplied and fitted to a large number of sofa and stool legs. This will increase the height of the leg by 45mm.</p>
 <p><b>Socket and Wheel Castor</b> Castors can be supplied and fitted to a large number of sofa and stool legs. This will increase the height of the leg by 45mm.</p>	 <p><b>Lamps and accessories are no longer available</b></p>		

# FINISHES







HYDEWOOD

TURNING YOUR DESIGNS INTO REALITY



# HYDEWOOD

## Visionglobal Furniture

**38 Peverells Wood Avenue  
Chandlers Ford  
Hampshire  
SO53 2BW**

### **Contact**

**E-mail: [enquiries@hydewood.com](mailto:enquiries@hydewood.com)**

**Phone: +44 (0) 2380 263733**

**+44 (0) 7710 319995**